

AUTO Test® CO Tester

Carbon Monoxide Tester





DECLARATION OF CONFORMITY

We, AutoTest® Products Pty Ltd, declare under our sole responsibility that the product AutoTest® CO Tester is in conformity with the provisions of the following Council Directive: 1999/5/EC.

A copy of the Declaration of Conformity is available from <http://www.autotest.net.au> AutoTest® Products Pty Ltd (AutoTest®) [2026].

Copyright in the drawings, information and data recorded in this document (the information) is the property of AutoTest® Products. This document and the information are solely for the use of the authorised recipient, and this document may not be used, copied, or reproduced in whole or part for any purpose other than that for which it was supplied by AutoTest® Products. AutoTest® Products makes no representation, undertakes no duty, and accepts no responsibility to any third party who may use or rely upon this document or the information.

Under no circumstances shall AutoTest® Products be responsible for any loss of data or income or any special, incidental, consequential or direct damages howsoever caused. The contents of this document are provided "as is". Except as required by applicable law, no warranties of any kind, either express or implied, including, but not limited to, the implied warranties of merchantability and fitness for a particular purpose, are made in relation to the accuracy, reliability or contents of this document. AutoTest® Products reserves the right to revise this document or withdraw it at any time without prior notice.

FOR YOUR SAFETY

Read these simple guidelines. Not following them may be dangerous. Read the complete user guide. Further detailed information is given in this manual.



SWITCH ON SAFELY

Do not switch the device on when wireless device use is prohibited or when it may cause interference or danger.



FOLLOW INSTRUCTIONS

To ensure accurate results and safety, please use this product in accordance with the user manual, otherwise warranty may not be provided if the product is damaged.



USE SENSIBLY

Use only in the positions as explained in the product documentation.



CLEAN AFTER USE

Clean the housing using a damp cloth or a mild soap solution. Avoid the use of abrasives, alcohol, or solvents when cleaning the instrument.



FLAMMABLE ENVIRONMENTS

Please do not use this product in flammable, explosive, humid or corrosive environments.



Damage

To prevent inaccurate measurements, discontinue use if the product is damaged, or has been dropped.



CORRECT SETTINGS

Please use the correct emissivity to obtain accurate temperature readings



QUALIFIED SERVICE

Only qualified personnel may install or repair this product.



ACCESSORIES AND BATTERIES

Use only approved accessories and batteries. Do not connect incompatible products.



WATER-RESISTANCE

Your device is not water-resistant. Keep it dry.



CONNECTING TO OTHER DEVICES

When connecting to any other device, read its user guide for detailed safety instructions. Do not connect incompatible products.



WARM UP BEFORE USE

To ensure the measurement accuracy, please warm up the device for 10 minutes before measuring if the product has not been used for a long time.

Table of Contents

1	<i>Unpacking and First Time Use</i>	6
2	<i>Application Information</i>	6
2.1	Application	6
2.2	Applicable standards	7
3	<i>Getting Started</i>	8
3.1	Button/Function Description	8
2.	LCD Display	8
3.2	Display Function Description	9
3.3	Operation instructions	10
3.4	CO Concentrations (reference)	10
3.5	Safe operation criteria	11
3.6	Changing the battery	11
3.7	Maintenance	12
4	<i>Specifications</i>	12
5	<i>Service and repair</i>	13
5.1	Packaging	13
5.2	Shipping	13
6	<i>Warranty</i>	14
6.1	Application of these conditions	14
6.2	Inconsistencies	14
6.3	Warranty terms and conditions	14

Table of Figures

Figure 1- Button locations	8
Figure 2- Display function locations	9
Figure 3- Battery Compartment.....	11

1 UNPACKING AND FIRST TIME USE

Congratulations on your choice of the *AutoTest® CO Tester*. Please take the time to read this User's Manual before using the *CO Tester* in the field. Incorrect or inappropriate use of this instrument may void the warranty. Retain the packing materials for future shipping and transport of the unit for periodic calibration.

The packing box containing your *AutoTest® CO Tester* contains:

AutoTest® CO Tester,

1.5 V AAA batteries (3)

QR Code Information Card

Cloth Bag

Screwdriver

2 APPLICATION INFORMATION

2.1 Application

The instrument is equipped with an electrochemical carbon monoxide sensor that provides simple operation, fast response, and accurate, real-time measurement of ambient carbon monoxide concentration. The instrument also features an audible alarm for excessive CO levels and environmental temperature measurement.

It is widely used in industries such as metallurgy, chemical processing, mining, refining, environmental protection, transportation, biomedical applications, and residential safety monitoring.

2.2 Applicable standards

Applicable Standards

The instrument is designed with reference to internationally recognised standards for carbon monoxide detection, including:

- ISO 7240-6 (CO fire detectors using electrochemical cells)
- IEC 62990-1 (toxic gas detectors for workplace atmospheres)
- EN 50291-1 (carbon monoxide alarms for domestic premises), where applicable

3 GETTING STARTED

3.1 Button/Function Description

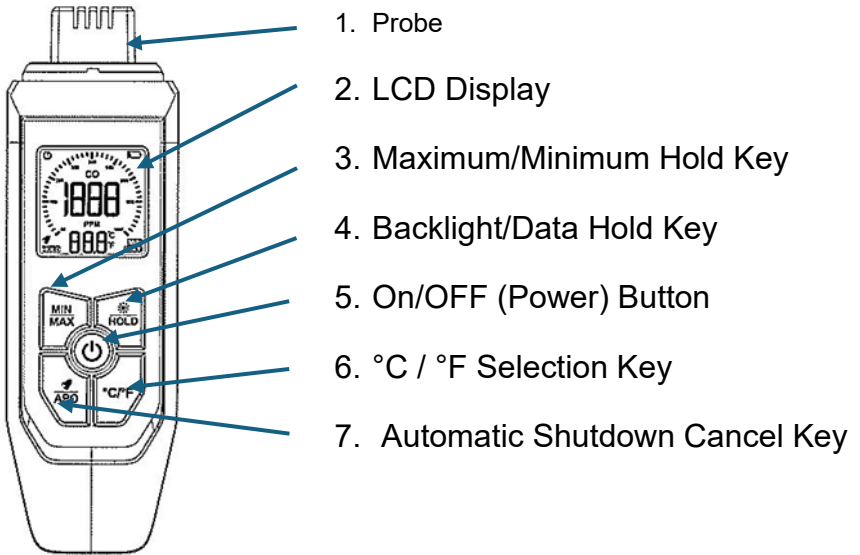


Figure 1- Button locations

3.2 Display Function Description

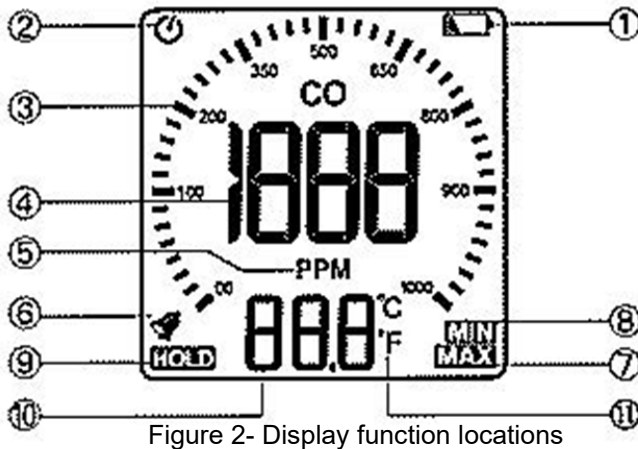


Figure 2- Display function locations

1. Battery undervoltage indication
2. Automatic shutdown symbol
3. Analog display
4. Numeric display
5. Units of measurement
6. Ring symbol
7. Maximum hold
8. Minimum hold
9. Hold
10. Ambient Temperature
11. Temperature units

3.3 Operation instructions

Pressing the Power key for more than 1 second will turn on or off the instrument.

Press the Min/Max Key will hold the maximum or minimum measured value, and a long press will unlock the Min or Max Value.

Press the */Hold key will lock or unlock the measurement data, and long Press on this key will Turn on or off the LCD Backlight.

Pressing the APO key for more than 1 second will Turn on or cancel the automatic Shutdown.

Press the °C / °F key to convert between °C and °F

Turn on the instrument to detect the carbon monoxide content in the air.

When the concentration reaches 100 ppm, an audible alarm sounds and the display turns red, this indicates that the Carbon Monoxide concentration has exceeded 100 PPM

3.4 CO Concentrations (reference)

Concentration	Harmfulness
0-1 ppm	General environment
9 ppm	Standard living area specified in ASHRAE62-1989
50 ppm	The average exposure level of an OSHA closed space for eight hours.
100 ppm	OSHA exposure limit.
200 ppm	Feel slight headache, fatigue, nausea and dizziness.
>500 ppm	Dizziness, nausea and hyperaemia, death within 2-3 hours.

3.5 Safe operation criteria

- Ensure that the instrument is damaged before use.
- If the instrument case is deformed or damaged, the display is poor or the measurement is abnormal, do not use the instrument.
- Please ensure that the batteries have sufficient charge before using the instrument.
- Ensure that the probe ventilation network are not blocked or covered to avoid affecting the measurement results.
- Please do not drop, impact, vibrate, disassemble or alter this instrument, as this may damage the unit and affect the measurement.

3.6 Changing the battery

- Using the supplied screwdriver to remove the battery cover screw.
- Remove the battery cover,
- Remove the old battery.
- Replace the batteries with 3 new 1.5 V / AAA batteries.
- install the battery cover and tighten the fixing screws

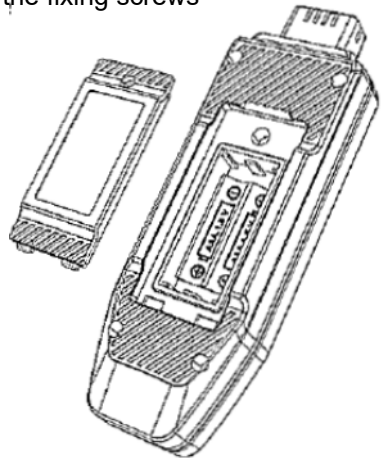


Figure 3- Battery Compartment

3.7 Maintenance

Do not drop or hit the instrument.

Do not to disassemble the instrument as this may damage the delicate electronic circuits causing failure.

Do Not subject the instrument to high Temperatures or store the instrument in high temperature, high humidity, flammable, explosive and strong electromagnetic environments.

Clean the instrument with a soft cloth using a small amount of water or neutral detergent to wipe the case. Abrasives and solvents should not be used to prevent corrosion and damage to the instrument.

4 SPECIFICATIONS

Measured Parameter	Carbon Monoxide
Range	0~1000 ppm \pm 50 ppm
Resolution	1 PPM (0.1 °C)
Temperature measuring range	0 ~ 50 °C \pm (1.5°C)
Sampling mode	Diffusion type
Sensor life	6 years
Operational current	5 mA
Automatic shut-down	15 minutes
Backlight	Automatic shutdown in 5 minutes
Display	LCD
Alarm	Audible and Visual
Working temperature	0 ~ 50 °C
Working humidity	0 ~ 70 %RH
Keypad	5 keys tactile silicone keypad
Weight	0.2 kg
Physical Dimensions	154 x 50 x 31 mm
Temperature Range	0 ~ 50 °C
Humidity Range	0% ~ 70%

5 SERVICE AND REPAIR

Like all electronic instrumentation the *AutoTest*[®] *CO Tester* must be serviced. The reason for this is to maintain credibility in tests and acceptance of data according to international standards.

For the current cost and time required for repair or service please contact *AutoTest*[®].

5.1 Packaging

The unit should be packaged in the original shipping container. However, where the container is not available it is important to remember that you are shipping an electronic instrument. Bubble pack or foam should surround the unit and should be inserted into a sturdy cardboard box. Please ensure that the container is locked or otherwise obviously secured.

5.2 Shipping

Labelling

A label should be placed on the outside of the container noting “Electronic Device Fragile”.

Freight Carrier

Container should be sent, Freight Prepaid. *AutoTest*[®] has no preference on freight carriers.

Return freight details must be included.

Addressing

Please address to

AutoTest[®] Products Pty Ltd
Att: Service Department
69 Parsons St
Kensington, VIC 3031 AUSTRALIA

Phone: +61 3 8840 3000

Email: service@autotest.com.au

6 WARRANTY

6.1 Application of these conditions

These conditions, subject to any variations we agree to in writing, apply to all supplies made by AutoTest® Products Pty Ltd (Supplier) specified in an invoice or contract as the supplier to the entity specified in the invoice or the contract as the purchaser. These conditions, in their present form or as changed, pursuant to these conditions, together with the relevant payment, invoices and Purchase Orders exchanged between the parties form the contract.

6.2 Inconsistencies

Where the supply purports to be made on or subject to terms and conditions other than these conditions, the Purchaser agrees that such other terms and conditions are disregarded and form no part of the Contract unless the Supplier agrees otherwise in writing.

6.3 Warranty terms and conditions

When you purchase an AutoTest® Product you are required to complete warranty registration form and return to AutoTest® Products Pty Ltd within 10 days of purchase of the product.

AutoTest® Products or any Authorised AutoTest® Service Centre warrants this product against defects in material and workmanship for a period of 12 months from the original date of purchase.

This warranty applies only to products and components supplied by AutoTest® Products which can be identified by the trade name or logo affixed to them or by other documents.

AutoTest® Products does not warrant any products not supplied by AutoTest® Products.

Our goods come with guarantees that cannot be excluded under the Australian Consumer Law.

Subject to section 8.1 and the terms below, as your Standard Warranty AutoTest® agrees to repair or replace at AutoTest's cost the AutoTest® product, and any AutoTest® accessory supplied with the product, purchased by you in Australia from a AutoTest® Authorised Dealer when the product does not perform in accordance with the manufacturer's specifications during the Warranty Term, commencing from the date of purchase. Transit insurance and return freight will be at the owner's expense.

AutoTest® Products or any Authorised AutoTest® Service Centre reserves the right to refuse warranty repair if accident, abuse, misuse or misapplication has damaged the product. In transit or as a result of service or modification by other than an Authorised Service Centre, nor are any other warranties expressed or implied, including any regarding merchantability or fitness for any other particular purpose. Products presented for repair may be replaced by refurbished products of the same type rather than being repaired. Refurbished parts may be used to repair the products. Replacement of the product or a part does not extend or restart the Warranty Term. The product will be at the owner's risk whilst in transit to and from the AutoTest® Authorised Service Centre. AutoTest® will bear the expense of transport where transported by AutoTest® or its Authorised representatives. Any other expense of claiming the warranty will be borne by you. AutoTest® and its Authorised Service Centres may seek reimbursement of any costs incurred by them when the product is found to be in good working order.

AutoTest® Products or an Authorised Service Centre is not responsible for incidental or consequential damage resulting from the breach of any express or implied warranty, including damage to property and, to the extent permitted by law, damages for personal injury.

To the full extent permitted by law, but subject always to 8.1, the Standard Warranty does not cover:

- If the product has not been installed, operated, maintained or used in accordance with the manufacturer's instructions or specifications provided with the product.
- If the factory-applied serial number has been altered or removed from the product.
- To damage, malfunction or failure resulting from alterations, accident, misuse, abuse, fire, liquid spillage, mis-adjustment of customer controls, use on an incorrect voltage, power surges and dips, thunderstorm activity, voltage supply problems, tampering or unauthorised repairs by any persons, use of defective or incompatible accessories, the operation of a computer virus of any kind, exposure to abnormally corrosive conditions or entry by any insect, vermin or foreign object in the product.
- The use of proper paper and stationery is very important to the operation of the printers. Use of non-standard paper will jam the

printer and/or wear the print head. Use of non-standard paper will void the warranty.

- Repairs attempted or made by other than our regional repair centre or authorised warranty service centre.
- To damage arising during transportation, installation or while moving the product, or to any transportation costs of the product or any parts thereof to and from the owner, unless otherwise specified in these Warranty Terms.
- Conditions or malfunctions caused by the reasonable effects of fair wear and tear or the malfunction of normally wearing parts, which include but are not limited to: Batteries, plugs and leads.
- To any third-party software or hardware not contained in the product as originally configured by the manufacturer.
- To any failure, to the extent that the failure is not a failure of the product to perform in accordance with its specifications.
- To replacement or repair of any
 - 1) consumables (including cables), paper, ink ribbons or
 - 2) batteries (beyond 3 months from date of purchase), or
 - 3) lost parts or accessories.
- To service of any product whilst it is outside Australia.
- To any wear and tear.
- AutoTest® will not be liable for any loss, damage or alterations to
 - 1) third party hardware or software.
or
 - 2) programs, data or information stored on any media or any part of the product, no matter how occurring.
or
 - 3) for any loss or damage arising from loss of use, loss of profits or revenue, or for any resulting indirect or consequential loss or damage.
- Modified, abused, neglected, accidentally damaged or excessively worn products, or products that have become damaged or defective as a result of improper use.
- AutoTest® products that are not distributed through AutoTest's authorised distributors and resellers.

(Warranty non-transferable) This warranty is not transferrable beyond the original purchaser.

Warranty is subject to AutoTest® Products Standard Terms & Conditions published widely. For more detailed warranty clause, please visit our website www.autotest.net.au/terms-and-conditions/.



AUTO
TEST
Products Pty Ltd®

AUTOTEST® Products Pty Ltd
69 Parsons Street, Kensington, VIC
3031, Australia
Phone: (+613) 88403000
Email: service@autotest.net.au
sales@autotest.net.au