

AUTO*Test*® Combustible Gas Detector

LPG and Methane Gas Detector





DECLARATION OF CONFORMITY

We, AutoTest Products Pty Ltd. declare under our sole responsibility that the product AutoTest® Combustible Gas Detector is in conformity with the provisions of the following Council Directive: 1999/5/EC.

For a copy of the Declaration of Conformity, please contact sales@autotest.net.au or refer to the document found in your product packaging.

© AutoTest Products Pty Ltd [2026].

Copyright in the drawings, information and data recorded in this document (the information) is the property of AutoTest Products. This document and the information are solely for the use of the authorised recipient and this document may not be used, copied, or reproduced in whole or part for any purpose other than that for which it was supplied by AutoTest Products. AutoTest Products makes no representation, undertakes no duty, and accepts no responsibility to any third party who may use or rely upon this document or the information.

Under no circumstances shall AutoTest Products be responsible for any loss of data or income or any special, incidental, consequential or direct damages howsoever caused. The contents of this document are provided “as is”. Except as required by applicable law, no warranties of any kind, either express or implied, including, but not limited to, the implied warranties of merchantability and fitness for a particular purpose, are made in relation to the accuracy, reliability, or contents of this document. AutoTest Products reserves the right to revise this document or withdraw it at any time without prior notice.

FOR YOUR SAFETY

Read these simple guidelines. Not following them may be dangerous. Read the complete user guide. Further detailed information is given in this manual.



SWITCH ON SAFELY

Do not switch the device on when wireless device use is prohibited or when it may cause interference or danger.



FOLLOW INSTRUCTIONS

To ensure accurate results and safety, please use this product in accordance with the user manual, otherwise warranty may not be provided if the product is damaged.



USE SENSIBLY

Use only in the positions as explained in the product documentation.



CLEAN AFTER USE

Clean the housing using a damp cloth or a mild soap solution. Avoid the use of abrasives, alcohol, or solvents when cleaning the instrument.



FLAMMABLE ENVIRONMENTS

Please do not use this product in flammable, explosive, humid or corrosive environments.



DAMAGE

To prevent inaccurate measurements, discontinue use if the product is damaged, or has been dropped.



CORRECT SETTINGS

Please use the correct emissivity to obtain accurate temperature readings



QUALIFIED SERVICE

Only qualified personnel may install or repair this product.



ACCESSORIES AND BATTERIES

Use only approved accessories and batteries. Do not connect incompatible products.



WATER-RESISTANCE

Your device is not water-resistant. Keep it dry.



CONNECTING TO OTHER DEVICES

When connecting to any other device, read its user guide for detailed safety instructions. Do not connect incompatible products.



WARM UP BEFORE USE

To ensure the measurement accuracy, please warm up the device for 10 minutes before measuring if the product has not been used for a long time.

TABLE OF CONTENTS

1	SCOPE.....	5
1.1	Device Purpose & Technology	5
1.2	Regulatory Compliance & Standards	5
1.3	Applicable standards	5
1.4	Personnel Training Frameworks	6
2	UNPACKING AND FIRST TIME USE	6
3	APPLICATION INFORMATION	7
3.1	Application	7
4	GETTING STARTED.....	7
4.1	Features	7
4.2	Button/Function Description.....	8
4.3	Display Function Description	9
4.4	Precautions Before Measurement.....	9
4.5	Automatic Shutdown.....	10
4.7	Maintenance.....	10
4.8	Replacing the Battery	11
5	SPECIFICATIONS	12
6	SERVICE AND REPAIR.....	13
6.1	Packaging	13
6.2	Shipping.....	13
7	WARRANTY	14
7.1	Application of these Conditions	14
7.2	Inconsistencies	14
7.3	Warranty Terms and Conditions.....	14

Table of Figures

Figure 1. Button locations	8
Figure 2. Display function locations.....	9
Figure 3. Battery compartment.....	11

1 SCOPE

This manual provides an instructional guide for use of the product and defines the operational parameters, compliance frameworks, and training requirements for the installation and use of the Combustible Gas Detector.

1.1 Device Purpose & Technology

This instrument detects combustible gases for vehicle testing, for the purpose determining roadworthiness.

1.2 Regulatory Compliance & Standards

Operation and deployment of this product strictly complies with all relevant directives within AS/NZS 1425:2013 – LP Gas fuel systems.

1.3 Applicable Standards

The instrument is designed with reference to internationally recognised standards for carbon monoxide detection, including:

- IEC 60079-29-1 Explosive atmospheres – Part 29-1: Gas detectors - Performance requirements of detectors for flammable gases
- IEC 60079-29-2 Explosive atmospheres – Part 29-2: Gas detectors - Selection, installation, use and maintenance of detectors for flammable gases and oxygen
- ISA-S12.13-Part I-1995 Performance Requirements, Combustible Gas Detectors
- IEC 61000-6-2 Generic immunity standard – Industrial environments

- IEC 61000-6-4 Generic emission standard – Industrial environments
- 2014/30/EU – EMC Directive

1.4 Personnel Training Frameworks

Refer to local regulations as accredited training may be required.

2 UNPACKING AND FIRST TIME USE

Congratulations on your choice of the *AutoTest*[®] Combustible Gas Detector. Please take the time to read this User's Manual before using the Combustible Gas Detector in the field. Incorrect or inappropriate use of this instrument may void the warranty. Retain the packing materials for future shipping and transport of the unit for periodic calibration.

The packing box containing your *AutoTest*[®] Combustible Gas Detector contains:

AutoTest[®] Combustible Gas Detector

1.5 Volt AAA batteries (3)

QR code information card (scan to access product manual, brochure and other information)

Storage bag

Screwdriver

Declaration of Conformity

3 APPLICATION INFORMATION

3.1 Application

The AutoTest® Combustible Gas Detector is a portable gas detection instrument featuring a colour LCD display and dual-housing protection. It is equipped with a flexible metal hose and a metal induction shield to minimise interference. Utilising a high-performance sensor, the detector delivers high sensitivity, reliable operation, and fast response times.

The detector is suitable for:

- Gas pipeline leakage detection
- Domestic gas maintenance
- Oil and gas exploration
- Tunnel and mining operations
- Metallurgy, refining, and chemical industries
- Biochemical and medical environments

WARNING: Do not use or store the detector in direct sunlight, extreme heat or humidity, dusty areas, strong electromagnetic fields, corrosive environments, or areas with heavy vibration.

4 GETTING STARTED

4.1 Features

- Flexible probe hose suitable for a wide range of detection applications
- Simple operation with fast response, high sensitivity, and accurate leak detection
- High-definition colour LCD with dual digital and analogue display
- Switchable measurement units: %LEL and ppm
- Auto power on/off (APO) function
- Audible and visual (LCD) alarm indicators

4.2 Button/Function Description

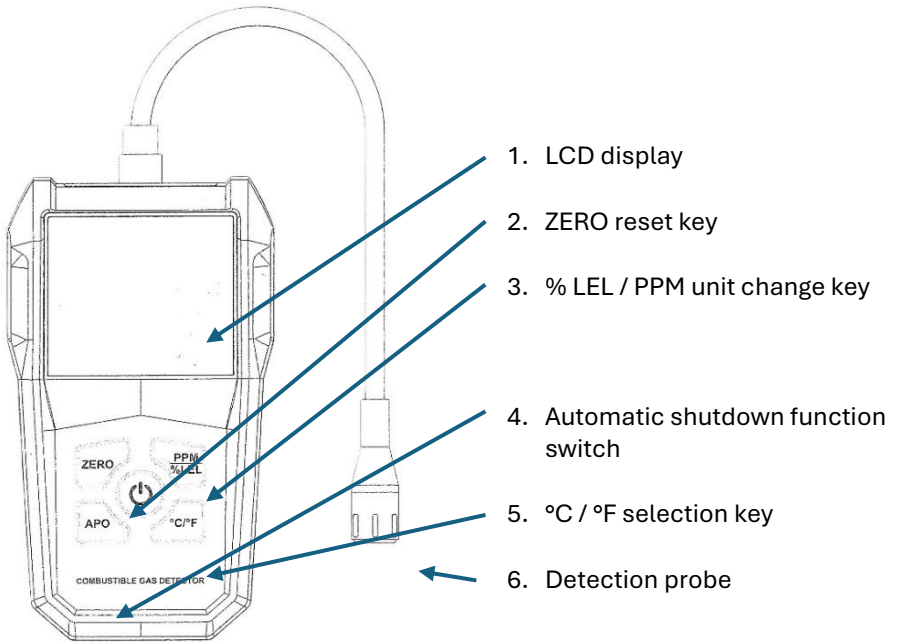


Figure 1. Button locations

4.3 Display Function Description

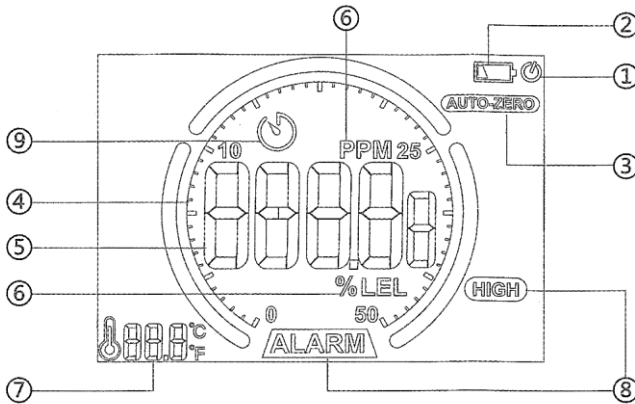



Figure 2. Display function locations

1. Automatic shutdown indicator
2. Battery voltage Indicator
3. AUTO-ZERO reset
4. Analogue display
5. Digital display
6. Measurement units
7. Ambient temperature
8. HIGH/ALARM indicator
9. Timer indicator

4.4 Precautions Before Measurement


1. When the instrument is powered on, it will enter a 30-second calibration period. During this time, ensure the device is placed in a normal atmospheric environment, away from any gas sources, to avoid inaccurate readings.

2. The metal protective sensor cover must be kept clean and dry at all times. In case of contamination, carefully remove (unscrew) the protective cover and clean it before use.
3. When the battery symbol appears () , it means that the battery has insufficient charge. Replace the instrument's batteries to prevent the measurement result from being affected.
4. The instrument should not be used in any environment containing water vapor, acid gas, alkaline gas, strong oxidizing gas or dust.

4.5 Automatic Shutdown

The instrument will automatically shut down if there is no button pressed after 10 minutes. To cancel the automatic shutdown, press the **APO** button to cancel the automatic shutdown.

4.6 Operation Instructions

- Press the  button to turn on the instrument, which will automatically start calibration. After 30 seconds the instrument will be ready for use.
- Press the **%LEL / PPM** button to change the measurement units.
- Press the **°C/°F** button to change the temperature units between °C and °F.
- Press the **APO** button to turn on or off the automatic shutdown function.
- Press the **ZERO** button to re-zero the meter; this will take 5 seconds.
- Move the instrument probe into a position where you intend to test for a leak. If a gas leak is detected or the value is above 25% LEL / 12500 PPM, the instrument will sound an audible alarm, and the screen will display **HIGH** and **ALARM** will flash. When the detected value decreases to 25% LEL / 12500 PPM, the alarm will stop.

4.7 Maintenance

Do not drop or hit the instrument.

Do not to disassemble the instrument as this may damage the delicate electronic circuits causing failure.

Do Not subject the instrument to high Temperatures or store the instrument in high temperature, high humidity, flammable, explosive and strong electromagnetic environments.

Clean the instrument with a soft cloth using a small amount of water or neutral detergent to wipe the case. Abrasives and solvents should not be used to prevent corrosion and damage to the instrument.

4.8 Replacing the Battery

- Turn off the instrument.
- Use the supplied screwdriver to remove the battery cover screw.
- Remove the battery cover.
- Remove the old batteries.
- Replace the batteries with 3 new 1.5V/AAA batteries (noting the correct polarity).
- Install the battery cover and tighten the fixing screws.

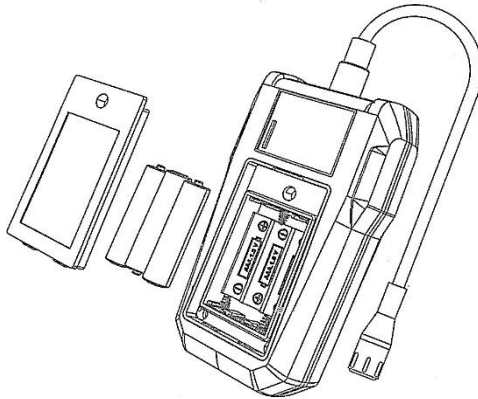


Figure 3. Battery compartment

5 SPECIFICATIONS

Detected gases	Natural gas, coal gas and liquefied petroleum gas
Detection flow	1 lt / min
Gas resolution	1% LEL / 1 PPM
Temperature resolution	0.1 °C / 0.2 °F
Linear measurement range	1~100% LEL / 20-50000 PPM (Based on C ₃ H ₈) 1~100% LEL / 50-50000 PPM (Based on CH ₄)
Resolution	1 PPM (0.1 °C)
Temperature measuring range	0 – 50 °C / 32-122 °F ± (2 °C / 4 °F)
Measurement accuracy	± 5% FS
Sampling mode	Diffusion type
Response speed	2 seconds
Calibration mode	5 mA
Automatic shut-down	15 minutes
Colour LCD display screen	Hybrid analogue/digital LCD
Type of alarm	Audible and visual
Preheating time	30 seconds
Working current	190 mA
Working temperature	0-50 °C
Working humidity	0-70% RH

6 SERVICE AND REPAIR

Like all electronic instrumentation the *AutoTest*[®] Combustible Gas Detector must be serviced. The reason for this is to maintain credibility in tests and acceptance of data according to international standards.

For the current cost and time required for repair or service please contact *AutoTest*[®].

6.1 Packaging

The unit should be packaged in the original shipping container. However, where the container is not available it is important to remember that you are shipping an electronic instrument. Bubble pack or foam should surround the unit and should be inserted into a sturdy cardboard box. Please ensure that the container is locked or otherwise obviously secured.

6.2 Shipping

Labelling

A label should be placed on the outside of the container noting “Device Fragile”.

Freight Carrier

Container should be sent, Freight Prepaid. *AutoTest*[®] has no preference on freight carriers.

Return freight details must be included.

Addressing

Please address to

AutoTest[®] Products Pty Ltd
Att: Service Department
69 Parsons St
Kensington, VIC 3031 AUSTRALIA

Phone: +61 3 8840 3000

Email: service@autotest.com.au

7 WARRANTY

7.1 Application of these Conditions

These conditions, including any written variations agreed by us, apply to all supplies made by AutoTest® Products Pty Ltd (the Supplier) to the purchaser identified in the relevant invoice or contract. Together with these conditions, as amended from time to time under their terms, the applicable payment terms, invoices, and purchase orders exchanged between the parties form the contract.

7.2 Inconsistencies

Where the supply purports to be made on or subject to terms and conditions other than these conditions, the Purchaser agrees that such other terms and conditions are disregarded and form no part of the Contract unless the Supplier agrees otherwise in writing.

7.3 Warranty Terms and Conditions

When you purchase an AutoTest® Product you are required to complete the warranty registration form and return to AutoTest® Products Pty Ltd within 10 days of purchase of the product.

AutoTest® Products or any Authorised AutoTest® Service Centre warrants this product against defects in material and workmanship for a period of 12 months from the original date of purchase.

This warranty applies only to products and components supplied by AutoTest® Products which can be identified by the trade name or logo affixed to them or by other documents.

AutoTest® Products does not warrant any products not supplied by AutoTest® Products.

Our goods come with guarantees that cannot be excluded under the Australian Consumer Law.

Subject to section 8.1 and the terms below, as your Standard Warranty AutoTest® agrees to repair or replace at AutoTest's cost the AutoTest® product, and any AutoTest® accessory supplied with the product, purchased by you in Australia

from a *AutoTest*® Authorised Dealer when the product does not perform in accordance with the manufacturer's specifications during the Warranty Term, commencing from the date of purchase. Transit insurance and return freight will be at the owner's expense.

AutoTest® Products or any Authorised *AutoTest*® Service Centre reserves the right to refuse warranty repair if accident, abuse, misuse or misapplication has damaged the product. In transit or as a result of service or modification by other than an Authorised Service Centre, nor are any other warranties expressed or implied, including any regarding merchantability or fitness for any other particular purpose.

Products presented for repair may be replaced by refurbished products of the same type rather than being repaired. Refurbished parts may be used to repair the products. Replacement of the product or a part does not extend or restart the Warranty Term.

The product will be at the owner's risk whilst in transit to and from the *AutoTest*® Authorised Service Centre.

AutoTest® will bear the expense of transport where transported by *AutoTest*® or its Authorised representatives. Any other expense of claiming the warranty will be borne by you.

AutoTest® and its Authorised Service Centres may seek reimbursement of any costs incurred by them when the product is found to be in good working order.

AutoTest® Products or an Authorised Service Centre is not responsible for incidental or consequential damage resulting from the breach of any express or implied warranty, including damage to property and, to the extent permitted by law, damages for personal injury.

To the full extent permitted by law, but subject always to 8.1, the Standard Warranty does not cover:

- If the product has not been installed, operated, maintained or used in accordance with the manufacturer's instructions or specifications provided with the product.
- If the factory-applied serial number has been altered or removed from the product.
- To damage, malfunction or failure resulting from alterations, accident, misuse, abuse, fire, liquid spillage, mis-adjustment of customer controls, use on an incorrect voltage, power surges and dips, thunderstorm activity, voltage supply problems, tampering or unauthorised repairs by any persons, use of defective or incompatible accessories, the operation of a computer

virus of any kind, exposure to abnormally corrosive conditions or entry by any insect, vermin or foreign object in the product.

- The use of proper paper and stationery is very important to the operation of products with printers. Use of non-standard paper will jam the printer and/or wear the print head. Use of non-standard paper will void the warranty.
- Repairs attempted or made by other than our regional repair centre or authorised warranty service centre.
- To damage arising during transportation, installation or while moving the product, or to any transportation costs of the product or any parts thereof to and from the owner, unless otherwise specified in these Warranty Terms.
- Conditions or malfunctions caused by the reasonable effects of fair wear and tear or the malfunction of normally wearing parts, which include but are not limited to: batteries, plugs and leads.
- To any third-party software or hardware not contained in the product as originally configured by the manufacturer.
- To any failure, to the extent that the failure is not a failure of the product to perform in accordance with its specifications.
- To replacement or repair of any
 - 1) consumables (including cables), paper, ink ribbons or
 - 2) batteries (beyond 3 months from date of purchase), or
 - 3) lost parts or accessories.
- To service of any product whilst it is outside Australia.
- To any wear and tear.
- AutoTest® will not be liable for any loss, damage or alterations to
 - 1) third party hardware or software.
or
 - 2) programs, data or information stored on any media or any part of the product, no matter how occurring.
or
 - 3) for any loss or damage arising from loss of use, loss of profits or revenue, or for any resulting indirect or consequential loss or damage.
- Modified, abused, neglected, accidentally damaged or excessively worn products, or products that have become damaged or defective as a result of improper use.
- AutoTest® products that are not distributed through AutoTest's authorised distributors and resellers.

(Warranty non-transferable) This warranty is not transferrable beyond the original purchaser.

Warranty is subject to AutoTest® Products Standard Terms & Conditions published widely. For more detailed warranty clause, please visit our website www.autotest.net.au/terms-and-conditions/.



AUTOTEST® Products Pty Ltd
69 Parsons Street, Kensington,
VIC 3031, Australia
Phone: (+613) 88403000
Email: service@autotest.net.au
sales@autotest.net.au